

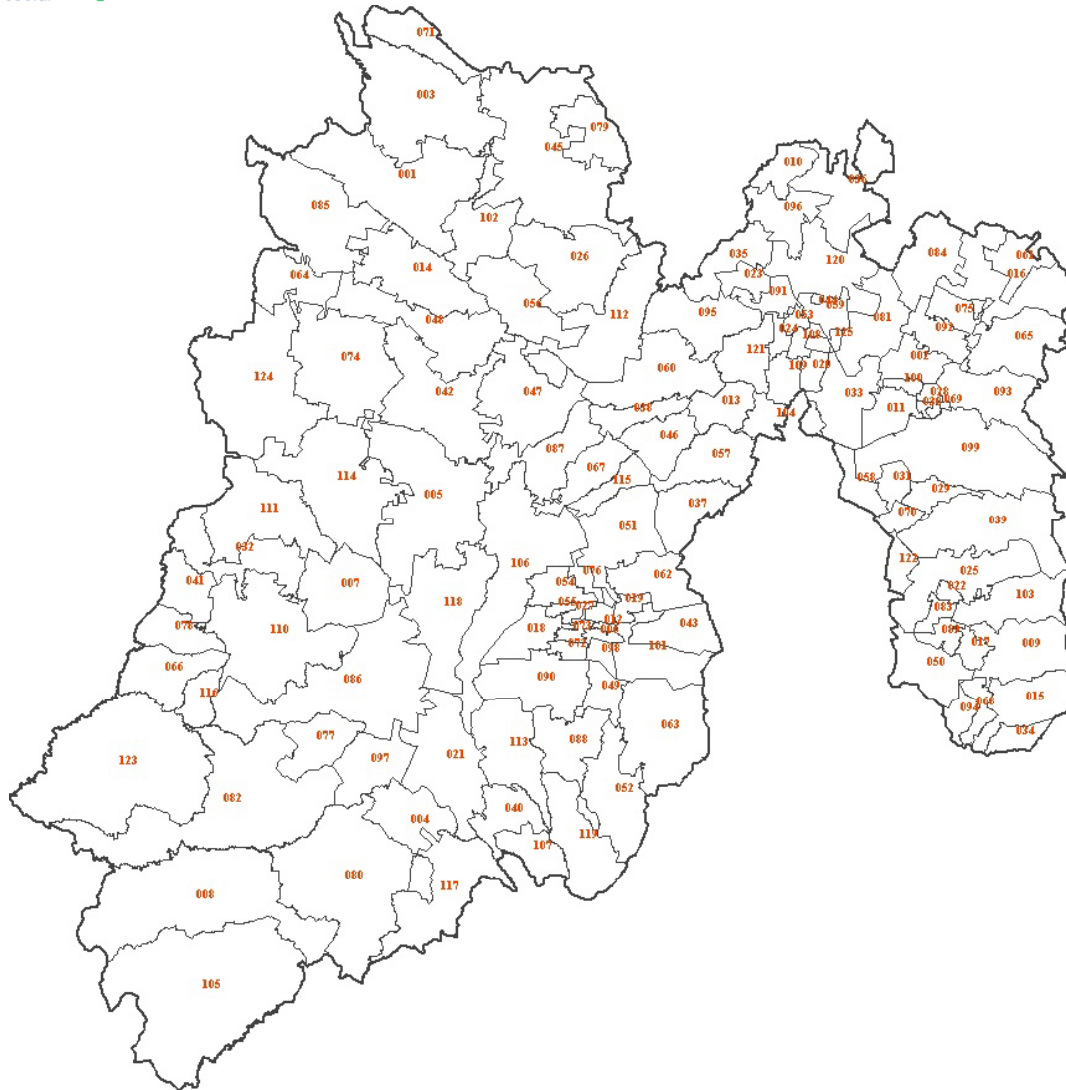
The logo for CONEVAL, featuring the word "CONEVAL" in a bold, blue, sans-serif font. The letter "O" is stylized with a green vertical bar on its left side.

Consejo Nacional de Evaluación
de la Política de Desarrollo Social

Cambios en la incidencia de pobreza, 2000-2005

México

Municipios de México



Municipios de México

| Clave del municipio | Municipio | Población 2000 |
|---------------------|-------------------------|-------------------|
| 00 | Nacional | 97,483,412 |
| 15 | México | 13,096,686 |
| 15001 | Acambay | 58,389 |
| 15002 | Acolman | 61,250 |
| 15003 | Aculco | 38,827 |
| 15004 | Almoloya de Alquisiras | 15,584 |
| 15005 | Almoloya de Juárez | 111,016 |
| 15006 | Almoloya del Río | 8,873 |
| 15007 | Amanalco | 21,095 |
| 15008 | Amatepec | 30,207 |
| 15009 | Amecameca | 45,279 |
| 15010 | Apaxco | 23,734 |
| 15011 | Atenco | 33,955 |
| 15012 | Atizapán | 8,172 |
| 15013 | Atizapán de Zaragoza | 469,293 |
| 15014 | Atlacomulco | 76,750 |
| 15015 | Atlautla | 25,961 |
| 15016 | Axapusco | 20,471 |
| 15017 | Ayapango | 5,947 |
| 15018 | Calimaya | 35,177 |
| 15019 | Capulhuac | 28,808 |
| 15020 | Coacalco de Berriozábal | 252,209 |
| 15021 | Coatepec Harinas | 35,068 |
| 15022 | Cocotitlán | 10,205 |
| 15023 | Coyotepec | 35,358 |
| 15024 | Cuautitlán | 76,127 |
| 15025 | Chalco | 217,989 |
| 15026 | Chapa de Mota | 22,837 |
| 15027 | Chapultepec | 5,735 |
| 15028 | Chiautla | 19,982 |
| 15029 | Chicoloapan | 82,406 |
| 15030 | Chiconcuac | 18,644 |
| 15031 | Chimalhuacán | 485,946 |
| 15032 | Donato Guerra | 28,006 |

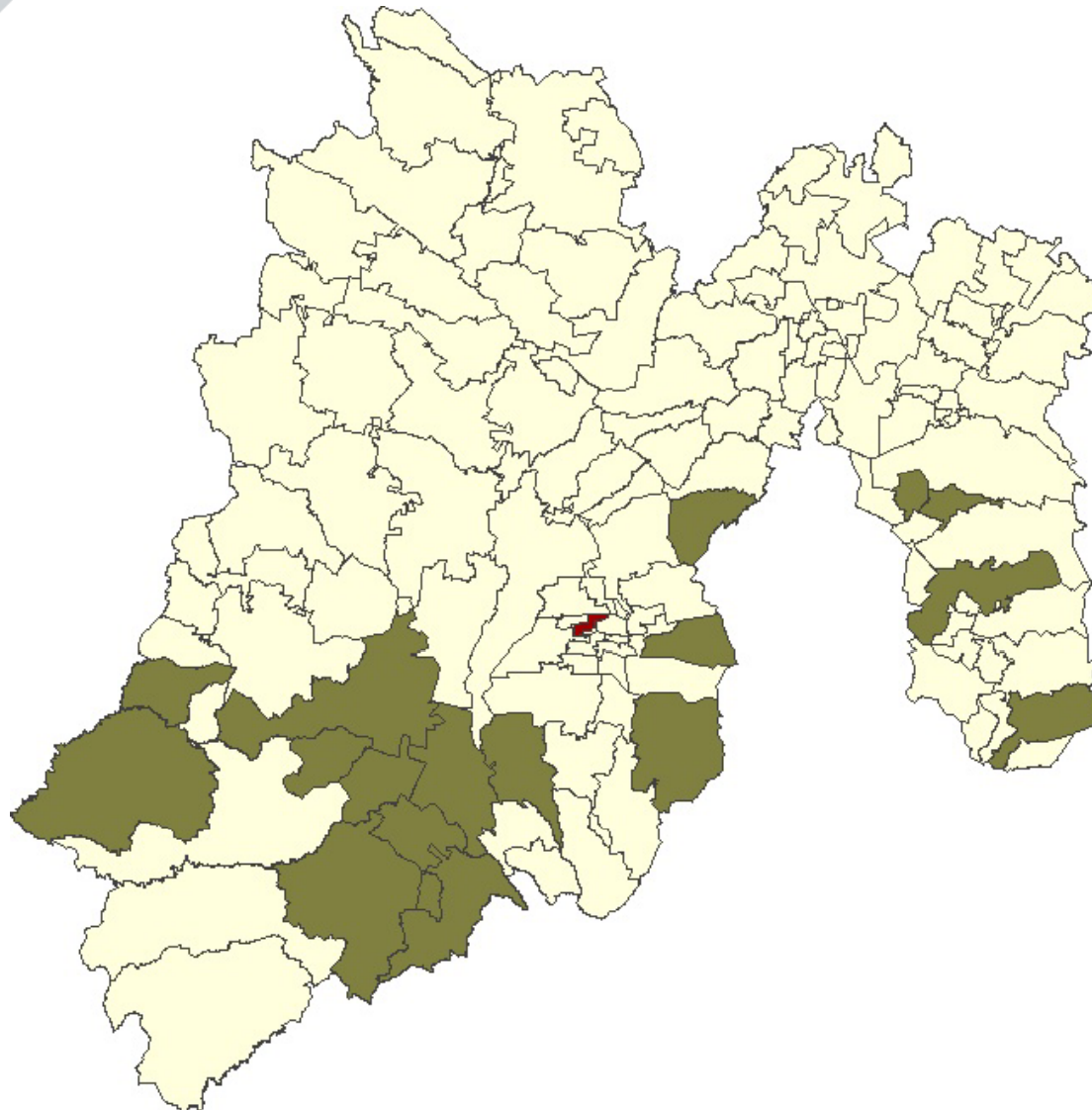
| Clave del municipio | Municipio | Población 2000 |
|---------------------|---------------------|-------------------|
| 00 | Nacional | 97,483,412 |
| 15 | México | 13,096,686 |
| 15033 | Ecatepec de Morel | 1,622,970 |
| 15034 | Ecatzingo | 7,905 |
| 15035 | Huehuetoca | 38,458 |
| 15036 | Hueypoxtla | 33,343 |
| 15037 | Huixquilucan | 193,209 |
| 15038 | Isidro Fabela | 8,168 |
| 15039 | Ixtapaluca | 297,570 |
| 15040 | Ixtapan de la Sal | 30,529 |
| 15041 | Ixtapan del Oro | 6,425 |
| 15042 | Ixtlahuaca | 114,912 |
| 15043 | Xalatlaco | 19,040 |
| 15044 | Jaltenco | 25,493 |
| 15045 | Jilotepec | 68,332 |
| 15046 | Jilotzingo | 14,631 |
| 15047 | Jiquipilco | 56,614 |
| 15048 | Jocotitlán | 52,244 |
| 15049 | Joquicingo | 10,720 |
| 15050 | Juchitepec | 18,968 |
| 15051 | Lerma | 99,870 |
| 15052 | Malinalco | 21,712 |
| 15053 | Melchor Ocampo | 37,716 |
| 15054 | Metepec | 193,995 |
| 15055 | Mexicaltzingo | 9,225 |
| 15056 | Morelos | 26,971 |
| 15057 | Naucalpan de Juárez | 858,970 |
| 15058 | Nezahualcóyotl | 1,225,972 |
| 15059 | Nextlalpan | 19,145 |
| 15060 | Nicolás Romero | 269,521 |
| 15061 | Nopaltepec | 7,503 |
| 15062 | Ocoyoacac | 49,643 |
| 15063 | Ocuilan | 25,989 |
| 15064 | El Oro | 30,411 |




Municipios de México

| Clave del municipio | Municipio | Población 2000 |
|---------------------|-----------------------------|-------------------|
| 00 | Nacional | 97,483,412 |
| 15 | México | 13,096,686 |
| 15065 | Otumba | 29,097 |
| 15066 | Otzoloapan | 5,196 |
| 15067 | Otzolotepec | 61,599 |
| 15068 | Ozumba | 23,449 |
| 15069 | Papalotla | 3,649 |
| 15070 | La Paz | 212,694 |
| 15071 | Polotitlán | 11,065 |
| 15072 | Rayón | 9,024 |
| 15073 | San Antonio la Isla | 10,340 |
| 15074 | San Felipe del Progreso | 102,358 |
| 15075 | San Martín de las Pirámides | 19,704 |
| 15076 | San Mateo Atenco | 60,115 |
| 15077 | San Simón de Guerrero | 5,436 |
| 15078 | Santo Tomás | 8,592 |
| 15079 | Soyaniquilpan de Juárez | 10,011 |
| 15080 | Sultepec | 27,592 |
| 15081 | Tecámac | 173,130 |
| 15082 | Tejupilco | 64,963 |
| 15083 | Temamatla | 8,840 |
| 15084 | Temascalapa | 29,126 |
| 15085 | Temascalcingo | 61,974 |
| 15086 | Temascaltepec | 31,214 |
| 15087 | Temoaya | 69,306 |
| 15088 | Tenancingo | 77,531 |
| 15089 | Tenango del Aire | 8,486 |
| 15090 | Tenango del Valle | 65,119 |
| 15091 | Teoloyucán | 66,798 |
| 15092 | Teotihuacán | 44,697 |
| 15093 | Tepetlaoxtoc | 22,760 |
| 15094 | Tepetlixpa | 16,982 |
| 15095 | Tepetzotlán | 62,375 |
| 15096 | Tequixquiác | 28,067 |

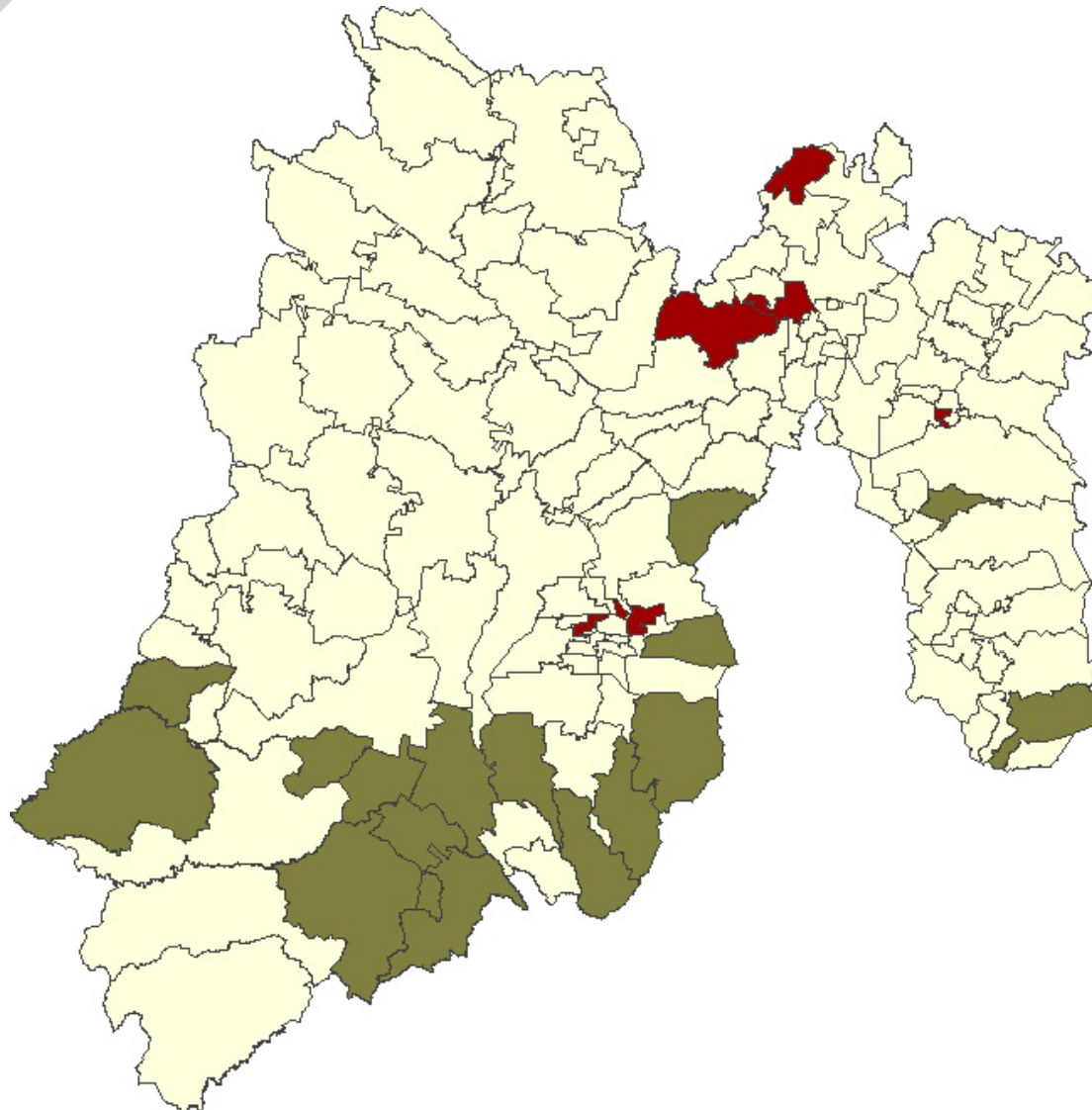
| Clave del municipio | Municipio | Población 2000 |
|---------------------|-----------------------------|-------------------|
| 00 | Nacional | 97,483,412 |
| 15 | México | 13,096,686 |
| 15097 | Texcaltitlán | 16,348 |
| 15098 | Texcalyacac | 3,997 |
| 15099 | Texcoco | 203,443 |
| 15100 | Tezoyuca | 18,745 |
| 15101 | Tianguistenco | 58,523 |
| 15102 | Timilpan | 14,512 |
| 15103 | Tlalmanalco | 42,490 |
| 15104 | Tlalnepantla de Baz | 720,565 |
| 15105 | Tlatlaya | 36,034 |
| 15106 | Toluca | 662,596 |
| 15107 | Tonatico | 11,502 |
| 15108 | Tultepec | 93,143 |
| 15109 | Tultitlán | 431,750 |
| 15110 | Valle de Bravo | 57,375 |
| 15111 | Villa de Allende | 40,164 |
| 15112 | Villa del Carbón | 37,984 |
| 15113 | Villa Guerrero | 50,829 |
| 15114 | Villa Victoria | 74,043 |
| 15115 | Xonacatlán | 41,402 |
| 15116 | Zacazonapan | 3,797 |
| 15117 | Zacualpan | 16,101 |
| 15118 | Zinacantepec | 121,397 |
| 15119 | Zumpahuacán | 15,359 |
| 15120 | Zumpango | 99,802 |
| 15121 | Cuautitlán Izcalli | 453,393 |
| 15122 | Valle de Chalco Solidaridad | 323,461 |
| 15123 | Luvianos | 30,069 |
| 15124 | San José del Rincón | 74,929 |
| 15125 | Tonanitla | 6,170 |




Cambios en la incidencia de pobreza alimentaria a nivel municipal, 2000-2005



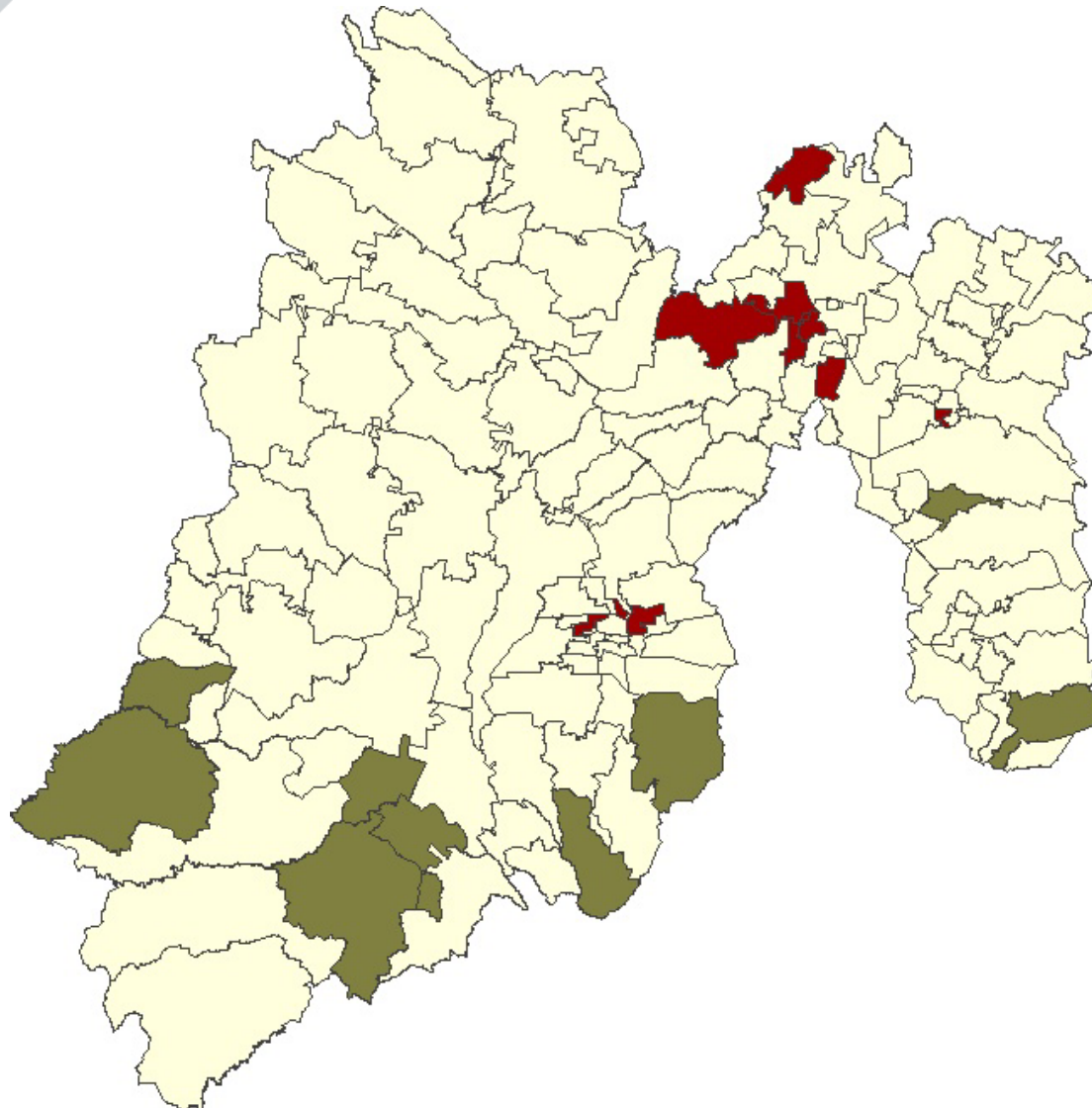
| Rangos | Total de municipios |
|---|---------------------|
|  Aumento significativo | 1 |
|  Cambio no significativo | 107 |
|  Disminución significativa | 17 |




Cambios en la incidencia de pobreza de capacidades a nivel municipal, 2000-2005



| Rangos | Total de municipios |
|---|---------------------|
|  Aumento significativo | 6 |
|  Cambio no significativo | 103 |
|  Disminución significativa | 16 |

Cambios en la incidencia de pobreza de patrimonio a nivel municipal, 2000-2005



| Rangos | Total de municipios |
|---|---------------------|
|  Aumento significativo | 9 |
|  Cambio no significativo | 107 |
|  Disminución significativa | 9 |